

Children's House

HPMS COVID-19 Planning and Response Guide

Table of Contents

Subject #	<i>Before You Arrive</i>
1	Temperature Check and Chart
	<i>Your Child's Day – Children's House</i>
2	Arrival
3	Screening
4	Masks and personal/school hygiene
5	Classroom changes
6	Outdoor play
7	Lunch
8	Naptime
9	Dismissal
10	If your Child Becomes Sick
Page # Not attached to website version. Please consult the MDH website for up to date info.	<i>Covid-19 Response (Flyers from the Minnesota Dept. of Health. Call the school if you'd like extra copies. Thank you.</i>
1	Prevent the Spread
2	Is it Covid-19?
3	Exposure Agreement
4	What to Do: Close Contact
6	What to Do: Waiting for Test Results
9	What to Do: Lab Confirmed Case
13	What to Do: You Have COVID-19
15	Info: People w/Covid, their employers, schools, child care
Appendix: 17-18	Sample letters from HPMS to parents: close contact and <u>not close contact</u>

HPMS COVID-19 Planning and Response Guide

Your children’s health and safety is our first priority. During the COVID-19 pandemic, we have worked to create alternatives in programming for both Children’s House and Toddler: first with the Busy Bee Boxes when we were closed in April and May, and now with a low-enrollment summer program that has brought children back into the school.

Our regular school year begins Tuesday, September 8. This guide outlines what to expect during this coming school year. Unprecedented times call for unprecedented solutions. As such, HPMS is making changes to our school hours, routines, environments, schedules and protocols. What will not change is our care, attention and love for each child. We will support your child’s physical, intellectual, emotional and social needs always.




This guide also provides information and instructions from the Minnesota Department of Health (MDH) in response to COVID-19 possible and confirmed cases. Read the documents carefully: we will be following these steps as written by the MDH.

Thank you for taking the time to read through this guide. Please contact me with any questions, concerns, and suggestions you may have. THANK YOU for working with us to make HPMS a healthy and safe school environment for your children and our staff.

<p>1 Record your temperatures</p>	<p><i>Before You Arrive</i> For 7 days before coming to school, we ask that parents and children keep track of their temperatures. A temperature chart is attached. Please bring it with you on your child’s first day.</p>
---	---

<p>2 Arrival</p>	<p><i>Your Child’s Day – Children’s House</i></p>
------------------------------------	--

<p>3 Screening</p>	<p>It’s best if the same parent drops off and picks up every day.</p> <p>Daralyn’s Class: 8:20-8:30 at the Summit side entrance Krystle will be conducting the health screening. Parents please wear a mask and step back from your child as she/he is being screened.</p> <p>Jenny’s Class: 8:20-8:30 at the alley-side entrance Tina will be conducting the health screening. Parents please wear a mask and step back from your child as she/he is being screened.</p>
--------------------------------------	---



4 Masks & Personal Hygiene



Children's House

Once your child has been screened, he/she will get hand sanitizer and then receive help putting on their masks. Staff sanitizer their hands in-between helping each child w/their mask. Staff wear masks all day. (Children take masks off at lunch, nap and outside - this is when stricter social distancing takes place.)

We have purchased masks for your children and will launder them each evening. You can also send your child to school with an extra mask just in case and we will keep it in their locker. Think of it like indoor shoes!

Children will wash their hands frequently: before and after snack and lunch, before and after being outside, bathroom visits: all transitions and other times when necessary – after doing a project, etc.

If sunscreen is necessary, staff will sanitize their hands in between applying the lotion on each child.

Bathroom: the number of children in the bathroom at one time is equal to the number of sinks – 3.

No drinking fountain use

Clean and disinfect frequently touched surfaces. Hand sanitizer and tissues are readily available to staff, out of child's reach.

Disinfectant wipes are readily available to staff, out of child's reach.

The school is cleaned every day by our awesome janitor, Gerson Mendez.

5 Classrooms changes



Each classroom (Jenny, Daralyn, Nan) is limited to 12 children. Tables, chairs and mats will be spaced out. Snacks are plated and enjoyed by one person at a time, or two w/6ft distance. Each child has his/her own school supply box. Disposable cups and individual water bottles will be used for drinking. Windows are open and air purifiers are used. Materials are disinfected after each use. Surfaces are disinfected between classes.

6

Outdoor play



All children will go outside at least once a day. We will switch off using the field adjacent to our playground for relays and games in addition to our playground. This will allow for more social distance between Jenny and Daralyn’s children.

A thick coat of mulch now covers the ground where our playground equipment stands. It offers a much cushier landing spot for a fall than the pea gravel could handle. The sandbox has been re-built into a smaller area that includes seating on two sides. Proper drainage was a definite problem on both sides of the playground. By lifting the surface and installing materials that allow for good drainage, our turf and mulch areas dry up much fast than before.

7

Lunch

Each classroom of children will eat separately from one another. There are 10 or fewer children eating with each Assistant – Tina or Krystle. Outside and lunch schedules for Nan are opposite of the ones for Children’s House to accommodate social distancing.

8

Quiet and Nap time

Quiet and nap time will be held in Nan’s room. Nan will read the children stories and play soft music and meditation stories. The cots will be spaced at a 3-foot radius around each child. Children can bring a light blanket and one plush toy. Nap bags are provided by HPMS and labeled w/their locker animal. Nap bags stay in each child’s locker before and right after naptime. Your child’s nap items go home on Fridays for cleaning or more often as needed.

9

Dismissal

We will bring your child to you! Pick-up is the same side of the building as drop off. We will follow your pick-up schedule and a staff member will walk your child to you. If you are picking up at a different time than usual, give us a call and we’ll meet you outside.

10

If your child becomes sick

If we see signs of illness – even if it’s mild, we will call you and ask that you pick up your child within 30 minutes. We have set aside a separate space (front bench/front hallway) to bring a sick child while waiting to be picked up. Keep in close contact with us during the time that your child is sick.

Let us know about any illness in your contact circle.

Parents: **please read the next section of this guide** for what to do should there be a question or confirmation of Covid-19 infection at the school. **We will be following the protocols established by the Minnesota Department of Health (MDH).**

Your Notes